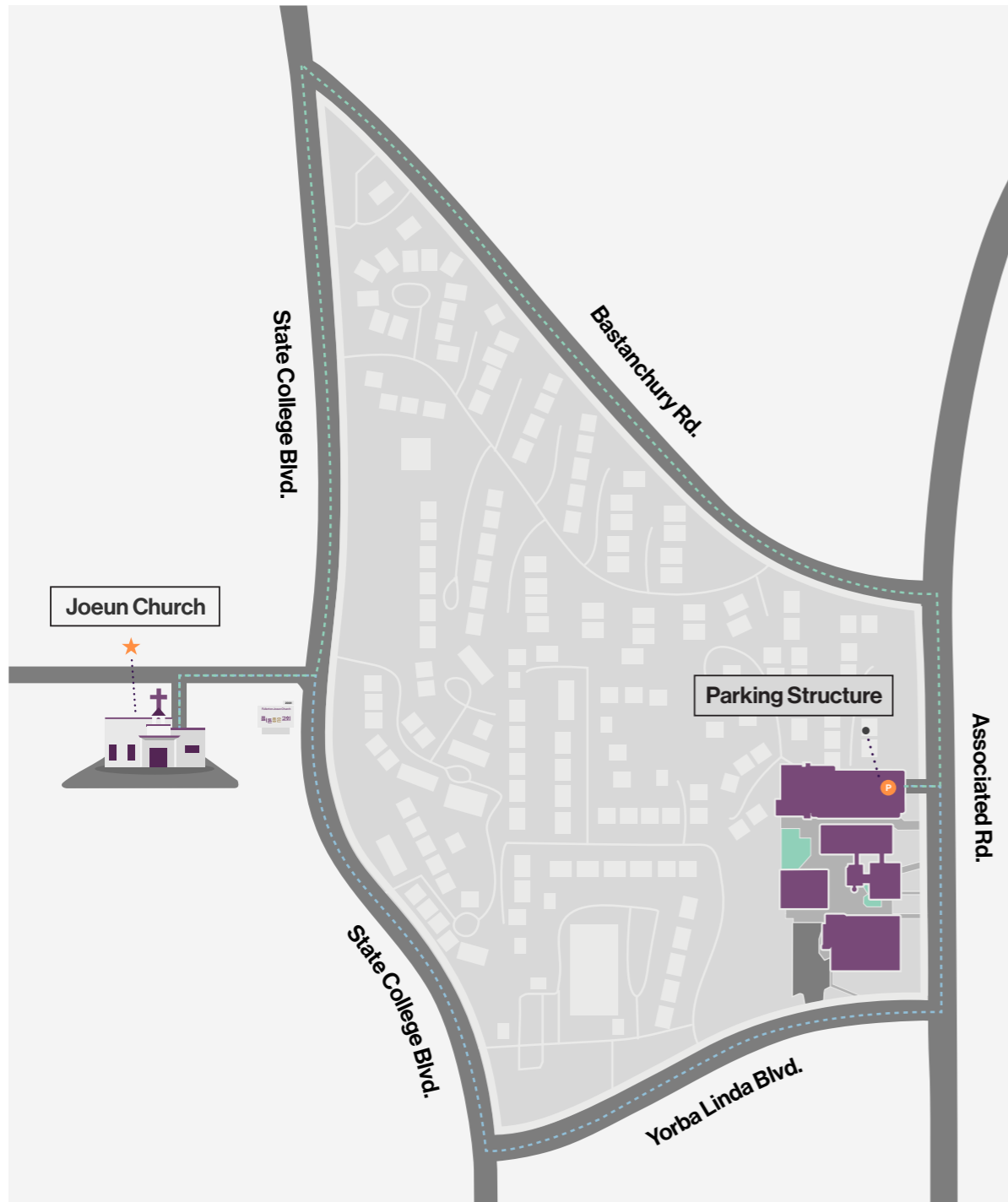






Overflow Parking Lot

JOEUN CHURCH - 2001 N. STATE COLLEGE BLVD., FULLERTON CA, 92831







DIRECTIONS TO JOEUN CHURCH FROM THE PARKING STRUCTURE

Route 1

-  Turn right on Associated Rd.
-  Turn right on Yorba Linda Blvd.
-  Turn right on State College Blvd.
-  Turn left into Joen Church Parking Lot

Route 2

-  Turn left on Associated Rd.
-  Turn left on Yorba Linda Blvd.
-  Turn left on State College Blvd.
-  Turn right into Joen Church Parking Lot

SHUTTLE SERVICES

Hours of Operations

Monday – Friday
8:00 AM – 6:30 PM

*** Last pick-up to retrieve vehicle is at 6:20 PM*

Important Notes

The shuttle will make rounds approximately every 10 to 15 minutes.
Please be sure to remove vehicle from the overflow parking lot prior to 6:30 PM.

